

Connecting to the e-learning platform (Moodle type) of the Transilvania University of Braşov

Two stages

Stage 1: Create the user account

Step 1.1. Search for the keyword "envedu" on Google to access the project's website <https://envedu.unitbv.ro/en>

Step 1.2. From the project website, access the INTELLECTUAL OUTPUTS sections, then ENVEDU-OERS PLATFORM

Step 1.3. Login to create your user account on the platform (<https://edu.unitbv.ro/>)

Step 1.4. Login with Google (@gmail address) and create the account

Step 1.5. You will receive a message on the @gmail address with a link to create an account, then open this link.

Stage 2. Accessing the platform after the account has been created

Step 2.1. Accessing the INTELLECTUAL OUTPUTS sections from the project website, then ENVEDU-OERS PLATFORM (<https://envedu.unitbv.ro/en>)

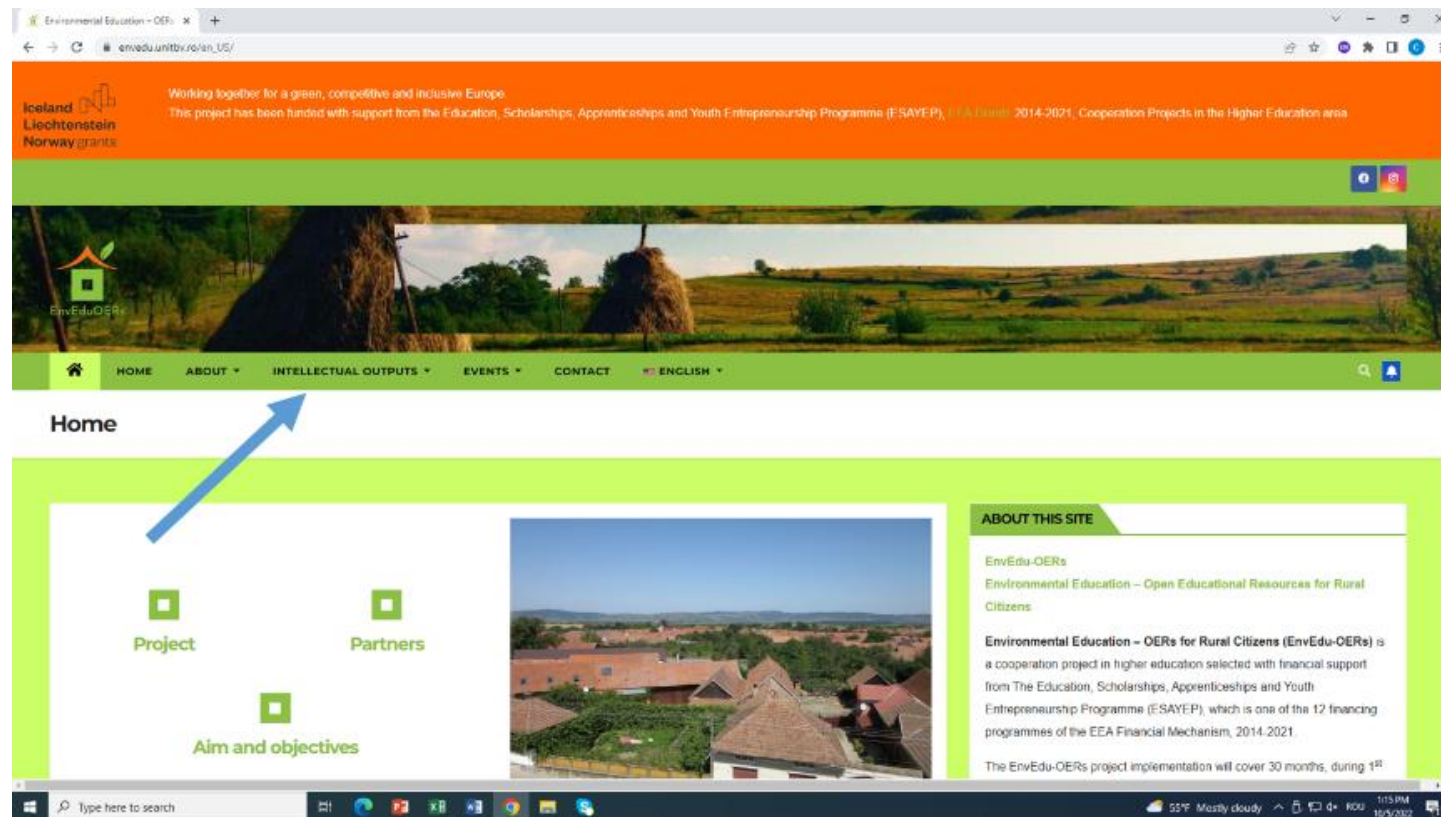
Step 2.2. Accessing the course module (as a user/ visitor)

Step 2.3. Login as a user/ visitor to access EnvEdu course modules (TM), with your @gmail address

Step 2.4. Accessing the course modules will be done with the authentication password.

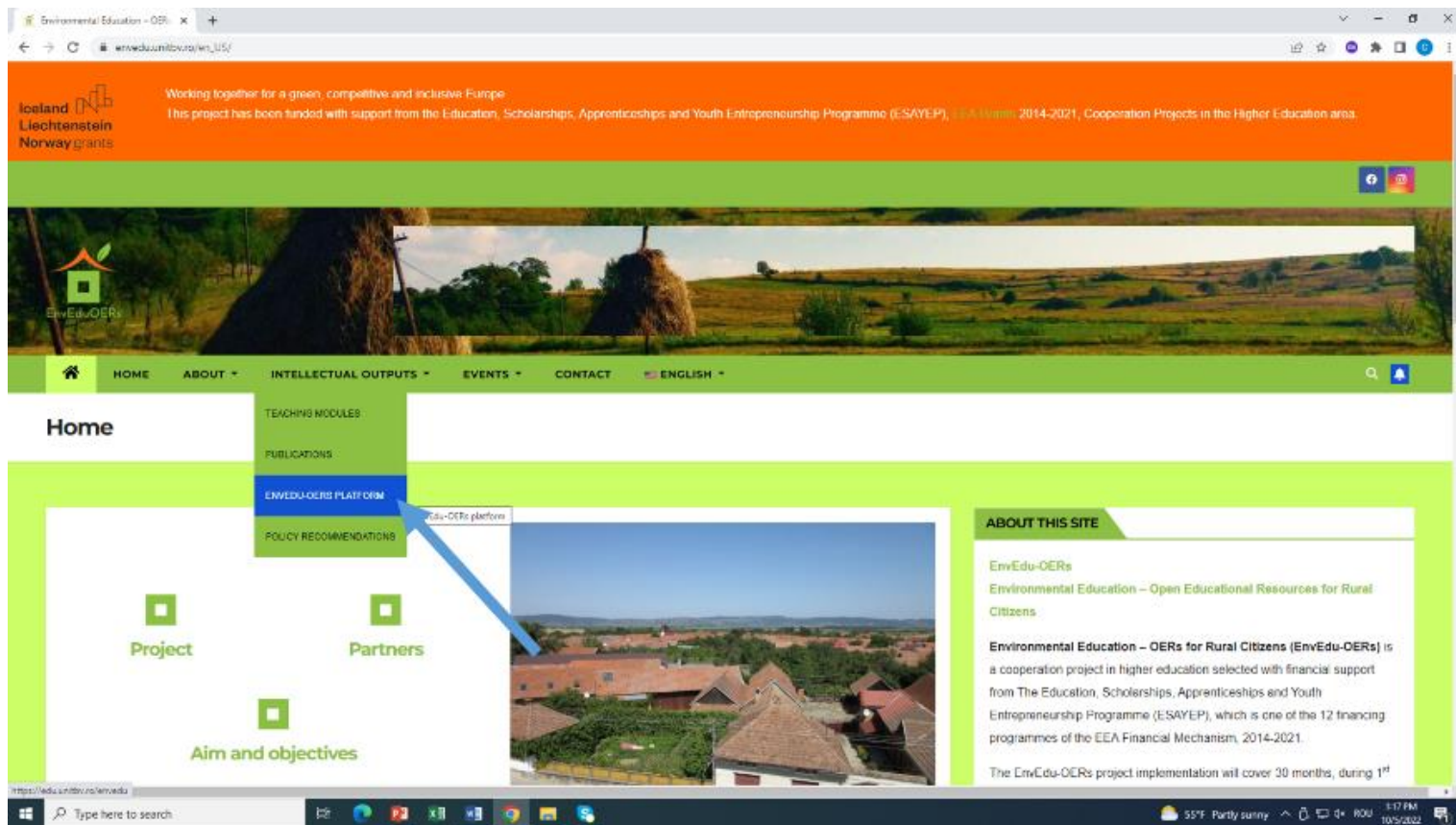
Stage 1: Create the user account

Step 1.1. Search for the keyword "envedu" on Google to access the project's website <https://envedu.unitbv.ro/en>



Stage 1: Create the user account

Step 1.2. From the project website, access the INTELLECTUAL OUTPUTS sections, then ENVEDU-OERS PLATFORM



Stage 1: Create the user account

Step 1.4. Login with Google (@gmail address) and create the account
Please do not log in with facebook addresses!!!

Log in using your account on:



Autentificare @unitbv.ro



Autentificare cu Google



Autentificare cu Facebook

Is this your first time here?

For full access to this site, you first need to create an account.

Create new account

Step 1.5. You will receive a message on the @gmail address with a link to create an account, then open this link.

Stage 2. Accessing the platform after the account has been created

Step 2.1. Accessing the INTELLECTUAL OUTPUTS sections from the project website, then ENVEDU-OERS PLATFORM (<https://envedu.unitbv.ro/en>)

Română (ro) ▾

Eugen Valentin BUTILA EB ▾

EEA - EnvEdu-OERS

Tablou de bord / Cursurile mele / Proiecte / Projects / EEA - EnvEdu-OERS

Proiecte / Projects / EEA - EnvEdu-OERS

Caută cursuri

Mai mult ▾

Working together for a green, competitive and inclusive Europe
This project has been funded with support from the Education, Scholarships, Apprenticeships and Youth Entrepreneurship Programme (ESAYEP), EEA Grants 2014-2021, Cooperation Projects in the Higher Education area.

Iceland
Liechtenstein
Norway grants

Transilvania
University
of Brasov

Disclaimer: This website was realised with the EEA Financial Mechanism 2014-2021 financial support. Its content (text, photos, videos) does not reflect the official opinion of the Programme Operator, the National Contact Point and the Financial Mechanism Office. Responsibility for the information and views expressed therein lies entirely with the author(s).

1 2 >

TM1.en: Sustainable communities and social communication ⓘ
TM1.ro: Comunități sustenabile și comunicare socială ⓘ
TM2.en: Environmental Quality ⓘ
TM2.ro: Calitatea mediului ⓘ
TM3.en: Environmental Management, Impact and Risk Assessment ⓘ
TM3.ro: Managementul mediului, evaluarea impactului și a riscului de mediu ⓘ
TM4.en: Waste Management in Rural Communities ⓘ
TM4.ro: Managementul deșeurilor în comunitățile rurale ⓘ
TM5.en: Water Resources and Water Balance for Sustainable Community ⓘ
TM5.ro: Resurse de apă și balanța apei în comunități sustenabile ⓘ
TM6.en: Environmental Projects Management ⓘ
TM6.ro: Managementul proiectelor de mediu ⓘ
Project management and Implementation ⓘ
EnvEdu - TO PRACTICE / 2nd meeting - 28 May 2021 ⓘ
EnvEdu_TemplateCourse ⓘ
Transnational Project Meeting - UNITBV ⓘ

Stage 2. Accessing the platform after the account has been created

Step 2.2. Accessing the course module (as a user/ visitor)

The screenshot shows a web interface for the course 'TM2.en: Environmental Quality'. At the top left, there is a logo and the text 'English (en)'. Below the logo, the course title 'TM2.en: Environmental Quality' is displayed. A breadcrumb trail reads: 'Dashboard / Courses / Proiecte / Projects / EEA - EnvEdu-OERs / TM2.en / Enrolment options'. On the left side, there is a navigation menu with the following items: 'Dashboard', 'Site home', 'Site pages', 'My courses', 'Courses', 'Proiecte / Projects' (with sub-items 'EduPall', 'UniCulture'), 'EEA - EnvEdu-OERs' (with sub-items 'TM2.en', 'FDI', 'Didactica', 'Erasmus', 'Departamentul pentru...'). The main content area is titled 'Enrolment options' and lists the course 'TM2.en: Environmental Quality' with the following teachers: 'Cristina Aurica BOGATU', 'Camelia Lucia DRAGHICI', 'Ileana Carmen MANCIULEA', 'Dana PERNIU', 'Cristina Mihaela SALCA ROTARU', 'Stella Schwegmann', and 'Ivana Stepanović'. Below the list of teachers, it states 'You cannot enrol yourself in this course.' At the bottom right, there is a blue 'Continue' button with a blue arrow pointing to it from the right.

English (en) ▾

TM2.en: Environmental Quality

[Dashboard](#) / [Courses](#) / [Proiecte](#) / [Projects](#) / [EEA - EnvEdu-OERs](#) / [TM2.en](#) / [Enrolment options](#)

Navigation

- ▾ Dashboard
 - 🏠 Site home
 - > Site pages
 - 🎓 My courses
- ▾ Courses
 - ▾ Proiecte / Projects
 - > EduPall
 - > UniCulture
 - ▾ EEA - EnvEdu-OERs
 - 🎓 **TM2.en**
 - > FDI
 - > Didactica
 - > Erasmus
 - > Departamentul pentru

Enrolment options

TM2.en: Environmental Quality

Teacher: [Cristina Aurica BOGATU](#)
Teacher: [Camelia Lucia DRAGHICI](#)
Teacher: [Ileana Carmen MANCIULEA](#)
Teacher: [Dana PERNIU](#)
Teacher: [Cristina Mihaela SALCA ROTARU](#)
Teacher: [Stella Schwegmann](#)
Teacher: [Ivana Stepanović](#)


You cannot enrol yourself in this course.



[Continue](#) ←


Stage 2. Accessing the platform after the account has been created

Step 2.3. Login as a user/ visitor to access EnvEdu course modules (TM), with your @gmail address

Log in using your account on:

 Autenticare @unitbv.ro

 Autenticare cu Google 

 Autenticare cu Facebook

Is this your first time here?

For full access to this site, you first need to create an account.

Create new account

Step 2.4. Accessing the course modules will be done with the authentication password.

You are invited to visit the project website

http://envedu.unitbv.ro/en_US/



Transilvania
University
of Braşov

